

Solid State Auto Switch Direct Mounting Style D-M5N/D-M5P/D-M5B



Grommet



Auto Switch Specifications

PLC: Programmable Logic Controller

| D-M5□ (With indicator light) | | | |
|------------------------------|---|---------------|--------------------------|
| Auto switch model | D-M5N | D-M5P | D-M5B |
| Wiring type | 3-wire | | 2-wire |
| Output type | NPN | PNP | — |
| Applicable load | IC circuit, Relay, PLC | | 24 VDC Relay, PLC |
| Power supply voltage | 5, 12, 24 VDC (4.5 to 28 VDC) | | |
| Current consumption | 10 mA or less | | |
| Load voltage | 28 VDC or less | — | 24 VDC (10 to 28 VDC) |
| Load current | 40 mA or less | 80 mA or less | 5 to 40 mA |
| Internal voltage drop | 1.5 V or less (0.8 V or less at 10 mA load current) | 0.8 V or less | 4 V or less |
| Leakage current | 100 μA or less at 24 VDC | | 0.8 mA or less at 24 VDC |
| Indicator light | Red LED illuminates when turned ON. | | |
| Standard | CE marking | | |

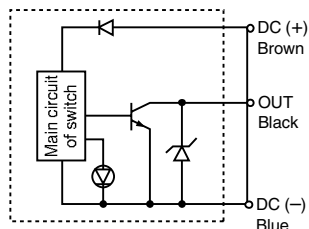
• Lead wires — Oilproof heavy-duty vinyl cord, $\phi 3.4$, 0.2 mm², 3 cores (Brown, Black, Blue), 2 cores (Brown, Blue), 0.5 m

Note 1) Refer to page 1272 for solid state auto switch common specifications.

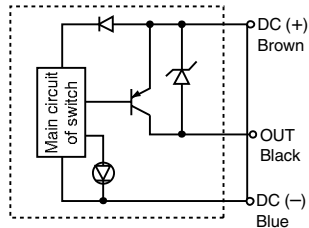
Note 2) Refer to page 1272 for lead wire lengths.

Auto Switch Internal Circuit

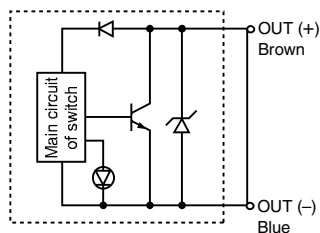
D-M5N



D-M5P



D-M5B



Mass

(g)

| Auto switch model | D-M5N | D-M5P | D-M5B |
|----------------------|-------|-------|-------|
| Lead wire length (m) | 0.5 | 16 | 14 |
| | 3 | 60 | 53 |
| | 5 | 95 | 84 |

Dimensions

(mm)

