

Reed Auto Switch Tie-rod Mounting Style D-A33C/D-A34C/D-A44C



**Terminal conduit: D-A3□C
DIN terminal: D-A44C**



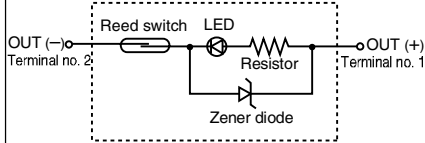
⚠ Caution

Precautions

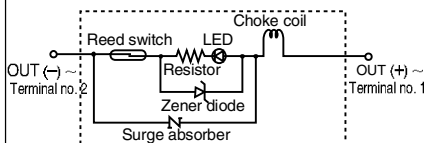
1. Use cable whose O.D. is within the size in the figure to maintain water resistant performance.
2. After wiring, confirm that tightening gland and all screws are tightened.

Auto Switch Internal Circuit

D-A33C



D-A34C, D-A44C



Auto Switch Specifications

PLC: Programmable Logic Controller

D-A3□C (With indicator light) Terminal conduit				
Auto switch model	D-A33C	D-A34C		
Applicable load	PLC	Relay, PLC		
Load voltage	24 VDC	24 VDC	100 VAC	200 VAC
Load current range ⁽²⁾	5 to 50 mA	5 to 50 mA	5 to 25 mA	5 to 12.5 mA
Contact protection circuit	None	Built-in		
Internal voltage drop	2.4 V or less	2.4 V or less (to 20 mA)/3.5 V or less (to 50 mA)		
Indicator light	Red LED illuminates when turned ON.			
Standard	CE marking			
D-A44C (With indicator light) DIN terminal				
Auto switch model	D-A44C			
Applicable load	Relay, PLC			
Load voltage	24 VDC	100 VAC	200 VAC	
Load current range ⁽²⁾	5 to 50 mA	5 to 25 mA	5 to 12.5 mA	
Contact protection circuit	Built-in			
Internal voltage drop	2.4 V or less (to 20 mA)/3.5 V or less (to 50 mA)			
Indicator light	Red LED illuminates when turned ON.			
Standard	CE marking			

Note 1) Refer to page 1272 for reed auto switch common specifications.

Note 2) Under 5 mA, the strength of the indicator light is poor. In some cases, visibility of the indicator light will not be possible where the output signal is less than 2.5 mA. However, there is no problem in terms of contact output, when an output signal exceeds 1 mA or more.

Mass

Auto switch model	D-A33C	D-A34C	D-A44C
Applicable bore size (mm)	40	162	160
	50	166	164
	63	184	182
	80	210	208
	100	232	230

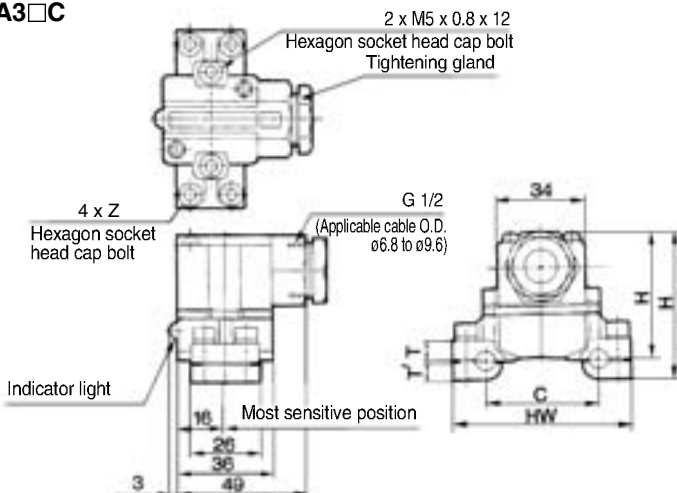
Dimensions

Auto switch model	Applicable bore size (mm)	C	HW	H	H'	T	T'	Z
D-A3□C-4, D-A44C-4	40	44	69	58 (67.5)	50.5 (60)	7.5	6.5	M5 x 0.8 x 16
D-A3□C-5, D-A44C-5	50	52	77	59 (68.5)	51.5 (61)	8.5	6.5	
D-A3□C-6, D-A44C-6	63	64	91	61.5 (71)	53 (62.5)	10.5	7.5	
D-A3□C-8, D-A44C-8	80	78	107	65 (74.5)	54.5 (64)	12.5	9.5	M5 x 0.8 x 25
D-A3□C-10, D-A44C-10	100	92	121	68 (77.5)	57.5 (67)	15.5	9.5	

* () : Denotes the values of D-A44C

Dimensions

D-A3□C



D-A44C

