

Solid State Auto Switch Band Mounting Style D-H7A1/D-H7A2/D-H7B



Grommet



Auto Switch Specifications

PLC: Programmable Logic Controller

D-H7□ (With indicator light)			
Auto switch model	D-H7A1	D-H7A2	D-H7B
Wiring type	3-wire		2-wire
Output type	NPN	PNP	—
Applicable load	IC circuit, Relay, PLC		24 VDC Relay, PLC
Power supply voltage	5, 12, 24 VDC (4.5 to 28 VDC)		
Current consumption	10 mA or less		
Load voltage	28 VDC or less	—	24 VDC (10 to 28 VDC)
Load current	40 mA or less	80 mA or less	5 to 40 mA
Internal voltage drop	1.5 V or less (0.8 V or less at 10 mA load current)	0.8 V or less	4 V or less
Leakage current	100 μA or less at 24 VDC		0.8 mA or less at 24 VDC
Indicator light	Red LED illuminates when turned ON.		
Standard	CE marking		

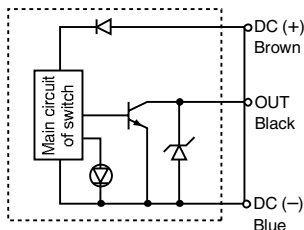
• Lead wires — Oilproof heavy-duty vinyl cord, $\phi 3.4$, 0.2 mm², 3 cores (Brown, Black, Blue), 2 cores (Brown, Blue), 0.5 m

Note 1) Refer to page 1272 for solid state auto switch common specifications.

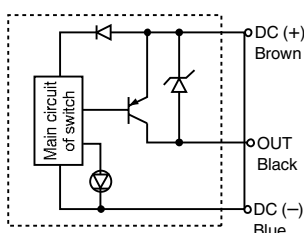
Note 2) Refer to page 1272 for lead wire lengths.

Auto Switch Internal Circuit

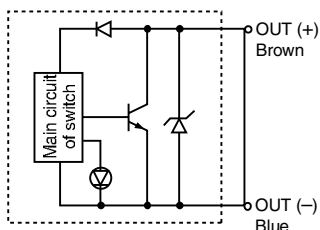
D-H7A1



D-H7A2



D-H7B



Mass

(g)

Auto switch model	D-H7A1	D-H7A2	D-H7B
Lead wire length (m)	0.5	13	11
	3	57	50
	5	92	81

Dimensions

(mm)

